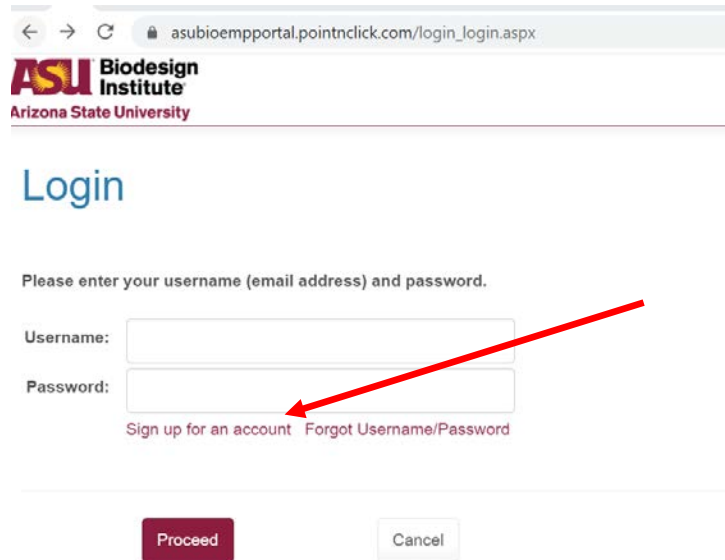


NUSD COVID-19 Testing Blitz Appointment Scheduling

The NUSD COVID-19 Testing Blitz for the return to in-person instruction will be held on October 8, 2020, and October 9, 2020 at the Nogales High School gymnasium. This testing is being conducted with the help and support of the Mariposa Community Health Center and Arizona State University. Registration is required to set a testing appointment. Please use the information below as needed to complete the registration for a testing appointment.

First, on your electronic device, go to <https://asubioempportal.pointnclick.com/> (as seen in the diagram below). Please click on the maroon link to “Sign up for an account.”



ASU Biodesign Institute
Arizona State University

Login

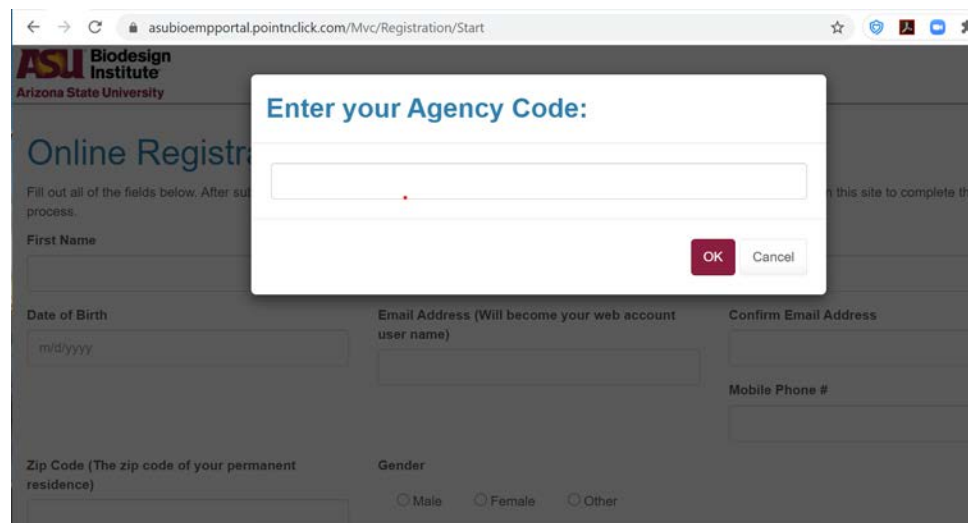
Please enter your username (email address) and password.

Username:

Password:

[Sign up for an account](#) [Forgot Username/Password](#)

Once you click to sign up for an account, you are brought to a new page and a pop-up window appears where you are asked to “Enter your Agency Code.” The agency code is SALIVATEST.



ASU Biodesign Institute
Arizona State University

Online Registration

Fill out all of the fields below. After successful registration, you will be able to log in to this site to complete the process.

First Name

Date of Birth

Email Address (Will become your web account user name)

Confirm Email Address

Mobile Phone #

Zip Code (The zip code of your permanent residence)

Gender
 Male Female Other

Enter your Agency Code:

NUSD COVID-19 Testing Blitz Appointment Scheduling

Complete the registration information that is required and then Submit your information (see picture below).

I Agree

You will then be sent a verification code to the cell phone and email entered on the registration page. The code expires in 5 minutes so please complete the verification immediately after obtaining the message by entering the code and clicking Submit (as seen in the picture below).

ASU Biodesign Institute
Arizona State University

We have sent a registration code to 520 [redacted] via text message and to [redacted]@nUSD.k12.az.us via email. This code will expire in five (5) minutes. When you receive the code, please enter it here to continue the registration process. It may take one (1) to two (2) minutes for your code to arrive.

Verify Code

After submitting the verification code, you will be asked to set a password for your new web account. Your email will be your username.

ASU Biodesign Institute
Arizona State University

Thank you for verifying your phone number. Now, please set your new web account password below:

Your web account user name is: [redacted]@nUSD.k12.az.us

Password

Confirm Password

Once completed setting up your account you will see the success message below and be in your account where you will use the appointment link on the left side under the Home banner to make your appointment.

ASU Biodesign Institute
Arizona State University

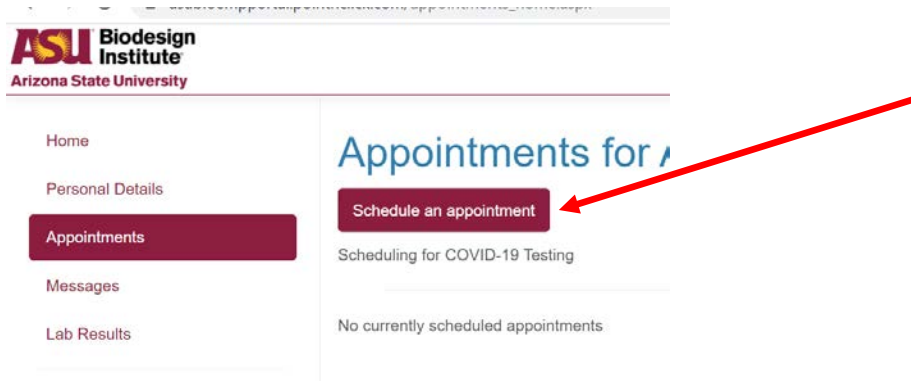
✓ Success

Your portal account has been created and you can start using the site.

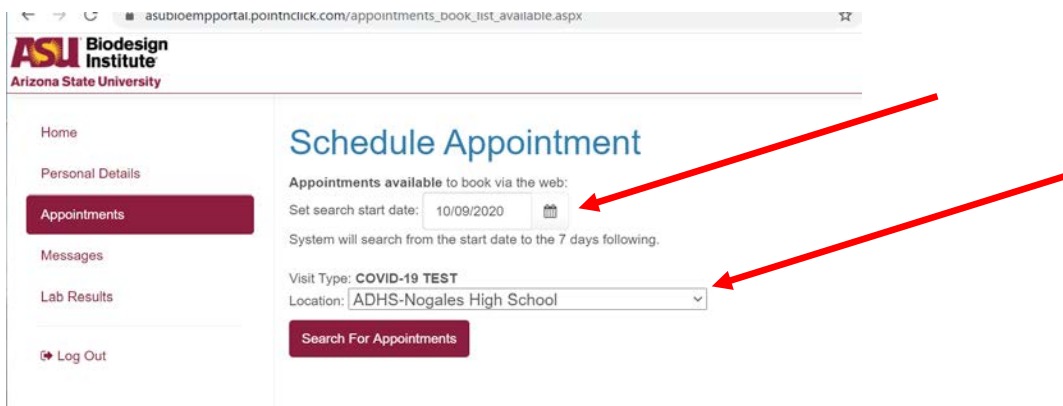
Your web account user name is: [redacted]@nUSD.k12.az.us

NUSD COVID-19 Testing Blitz Appointment Scheduling

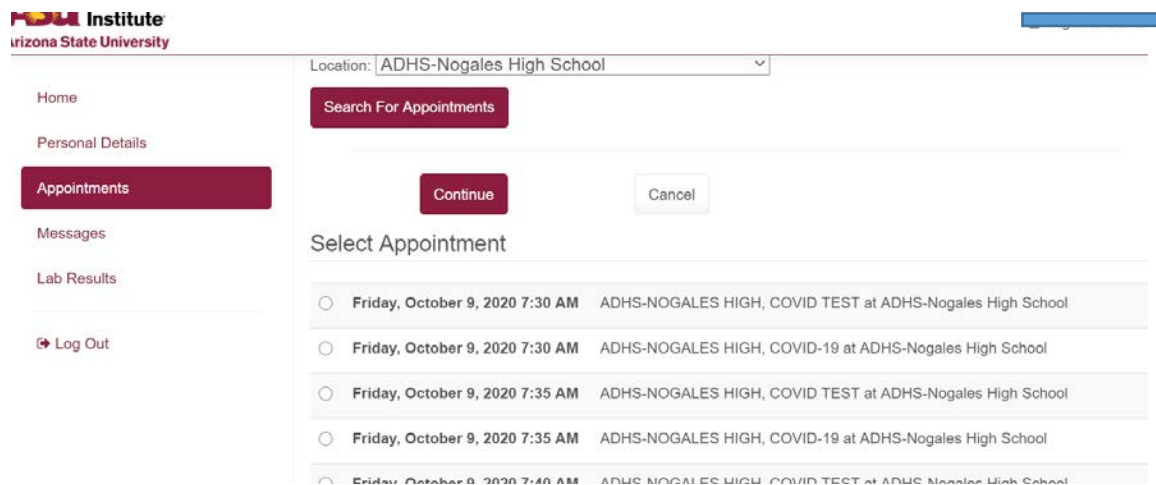
Click on the Schedule an appointment button.



When scheduling the appointment, choose either 10/08/2020 OR 10/09/2020 and be sure to select ADHS-Nogales High School from the dropdown menu for the location as seen below. Then click on the Search for Appointments button.



Select the radio button next to the appointment time and click Continue (see picture below).



NUSD COVID-19 Testing Blitz Appointment Scheduling

You will then see a confirmation message and click on Schedule.

The screenshot shows the ASU Biodesign Institute website. On the left is a navigation menu with 'Appointments' highlighted. The main content area is titled 'Almost there...' and contains the following text: 'Please confirm the appointment date and time: Date/Time: Friday, October 9, 2020 7:45 AM With: ADHS-NOGALES HIGH, COVID TEST Location: ADHS-Nogales High School'. Below this text are three buttons: 'Schedule', 'Retry', and 'Cancel'. A red arrow points to the 'Schedule' button. To the right of the 'Schedule' button is the text: 'Schedule the selected appointment, and return to your appointment listing.' Below the 'Retry' button is the text: 'Return to the previous page and select another appointment.' Below the 'Cancel' button is the text: 'Cancel selection of this appointment, and return to your appointment listing.'

Last, you have a confirmation that your appointment is booked. You are asked to print the page OR have your phone available to show the barcode you received in your appointment email confirmation.

The screenshot shows the ASU Biodesign Institute website. On the left is a navigation menu with 'Appointments' highlighted. The main content area is titled 'All Done!' and contains a green confirmation box with the text: 'You have successfully booked the following appointment: COVID-19 TEST 10/9/2020 7:45 AM With ADHS-NOGALES HIGH [01], COVID TEST At ADHS-Nogales High School'. Below the box is the text: 'Your appointment barcode is below. Please print this page and bring the barcode with you to your appointment. Or, have your phone available to show the barcode you received in your appointment confirmation email. If you are unable to find the email with the barcode at the time of your appointment, you can log into the patient portal and show the barcode that appears on the home page on the day of your appointment.' Below the text is a QR code.

When you click on Continue, it will show your appointment that scheduled (as seen in the next two pictures).

The screenshot shows the ASU Biodesign Institute website. On the left is a navigation menu with 'Appointments' highlighted. The main content area contains a 'Continue' button. Below the button is the text: 'Powered by Point and Click Solutions © 2020 Please contact COVID19info@asu.edu or 480-884-1900 if you have any questions'

The screenshot shows the ASU Biodesign Institute website. On the left is a navigation menu with 'Appointments' highlighted. The main content area is titled 'Schedule an appointment' and contains the text: 'Scheduling for COVID-19 Testing'. Below this is a section titled 'Currently scheduled appointments' which contains a list of appointments: 'Friday, October 9, 2020 7:45 AM with ADHS-NOGALES HIGH [01], COVID TEST for a COVID-19 TEST visit at ADHS-Nogales High School'. Below the list are the links: 'Cancel Appointment' and 'Show Barcode'.